



LPP SERIES

LPP

Petrol Gensets

50 Hz, 3000r/min | 60 Hz, 3600r/min

2.5 - 7.2 kW | 2.8 - 8.2 kW

Stage 
CERTIFIED



CERTIFICATION

- CE
- EU Stage V

STANDARD FEATURES

- OHV gasoline engine
- 2-pole brush alternator with AVR
- long running steel powder coated fuel tank
- integral fuel level contents gauge

- automatic low oil shutdown protection
- durable powder coated compact roll cage frame design
- anti vibration mounts
- recoil and electric start
- 12V start battery and leads
- manual fuel cut-off valve
- operators handbook
- electrical diagrams
- tool kit

BASIC CHARACTERISTICS

- 50 Hz 3000 r/min and 60Hz 3600 r/min portable generator
- unleaded petrol conforming to BS EN 228:2012 (95 RON)
- naturally aspirated OHV gasoline engine

ALTERNATOR SPECIFICATION












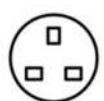

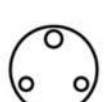




- single bearing 2 pole brush alternator
- solid state AVR with +/-1.5% voltage regulation as standard
- class F insulation on the rotor and stator
- IP23 protection class

CONTROL PANEL

- panel mounted sockets
- AC outlet circuit breaker with over-current protection
- 12V DC outlet and overload circuit protect
- wheel kit with heavy duty oversize flat tyres
- high leverage folding handle grips
- digital meter

SPECIFICATIONS											
Model		LPP2500 EW	LPP2800 EW	LPP3000 EW	LPP3300 EW	LPP5000 EW	LPP5500 EW	LPP6000 EW	LPP6600 EW	LPP7200 EW	LPP8200 EW
Generator	AC Frequency	50Hz	60Hz	50Hz	60Hz	50Hz	60Hz	50Hz	60Hz	50Hz	60Hz
	Rated AC voltage	Single phase:110V / 120V / 220V / 230V / 240V, Three phase: 380/220V, 400/230V									
	Surge AC output	2800W	3100W	3300W	3600W	5500W	6000W	6600W	7200W	8000W	8800W
	Rated AC output	2500W	2800W	3000W	3300W	5000W	5500W	6000W	6600W	7200W	8200W
	Power factor COSΦ	1/0.8									
	Phase	Single phase/Three phase									
Engine	Engine type	4-stroke single cylinder, air cooled									
	Model	LP200		LP230		LP390		LP440		LP460	
	Displacement	196cc		224cc		389cc		439cc		459cc	
	Bore x Stroke	68 x 54 mm		72 x 55 mm		88x 64 mm		90x 69 mm		92x 69 mm	
	Maximum power output	6.5 hp		7.5 hp		13.0 hp		15.0 hp		17.0 hp	
	Ignition system	T.C.I.									
	Starting system	Recoil and electric									
	Fuel	Unleaded gasoline									
	Fuel tank capacity	15L	15L	15L	15L	25L	25L	25L	25L	25L	25L
	Run time (approx.) on one tankful at 75% load	11.5 h	10 h	8 h	7 h	10 h	9 h	8 h	7 h	6.5 h	6 h
	Lubrication oil capacity	0.6 L		0.6 L		1.1 L		1.1 L		1.1 L	
	Noise level at 7m	68 dB(A)	69 dB(A)	68 dB(A)	69 dB(A)	72 dB(A)	76 dB(A)	72 dB(A)	76 dB(A)	72 dB(A)	76 dB(A)
	Recoil start package size	61 x 47 x 47 cm		61 x 47 x 47 cm		71 x 56 x 57 cm		71 x 56 x 57 cm		71 x 56 x 57 cm	
	Genset package & weight	Recoil start weight	50 kg		50 kg		82 kg		84 kg		87 kg
Electric start package size		61 x 47 x 47 cm		61 x 47 x 47 cm		71 x 56 x 57 cm		71 x 56 x 57 cm		71 x 56 x 57 cm	
Electric start weight		55 kg		55 kg		90kg		92kg		95kg	
Electric start with Wheel kits package size		71 x 47 x 47 cm		71 x 47 x 47 cm		81 x 56 x 57 cm		81 x 56 x 57 cm		81 x 56 x 57 cm	
Electric start with Wheel kits weight		59 kg		59 kg		99 kg		101 kg		104 kg	
Electric starting system		●		●		●		●		●	
Configuration	Automatic voltage regulator	●		●		●		●		●	
	Fuel meter	●		●		●		●		●	
	Low oil protect	●		●		●		●		●	
	Digitalmeter(V,Hz,hr)	●		●		●		●		●	
	12VDC output	●		●		●		●		●	
	AC circuit breaker	●		●		●		●		●	
	2-wheel transport kit	●(8")		●(8")		●(10")		●(10")		●(10")	
	Brush alternator	●		●		●		●		●	

OPTIONAL SOCKET

No.	Shape	Type	Country	Notice	No.	Shape	Type	Country	Notice
1		A	China Nigeria Middle East	✓	10		G	Europe (Except U.K.)	✓
2		U	Australia	✓	11		F	French Belg.	✓
3		J	Japan	✓	12		W1	Swiss	✓
4		C	USA Canada Korea Taiwan	✓	13		W2	Swiss	✓
5		C1	USA Canada Korea Taiwan	✓	14		D	Danish	✓
6		C2	USA Canada Korea Taiwan	✓	15		B	British	✓
7		C3	USA Canada Korea Taiwan	✓	16		SA	South Africa	✓
8		C4	USA Canada Korea Taiwan	Dual voltage	17		B1	British	✓
9		C5	USA Canada Korea Taiwan	Dual voltage	18		B2		Dual voltage

TYPICAL PACKING CASE DIMENSIONS				
Model	Packing case dimensions	Loading quantities		
		20ft	40ft	40HQ
LPP2500EW LPP2800EW LPP3000EW LPP3300EW	71 x 47 x 47 cm	180	415	415
LPP5000EW LPP5500EW LPP6000EW LPP6600EW LPP7200EW LPP8200EW	81 x 56 x 57 cm	112	232	232

Note:

- The model with EW means Electric start with Wheel kits



Head Office
Lister Petter Engine Company Limited

Rutland House, Minerva Business Park,
Lynch Wood, Peterborough, PE2 6PZ.

Distributor Address

enquiry@listerpetter.com
www.listerpetter.com